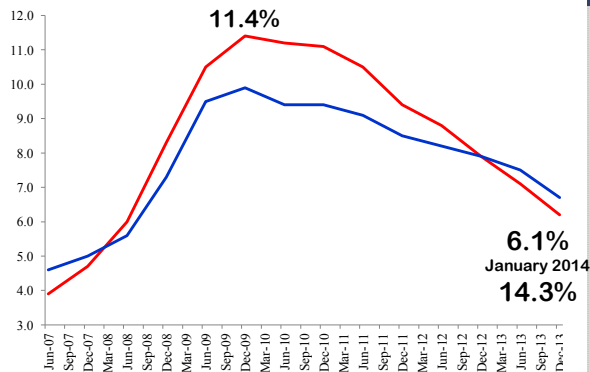


Job Creation



FL v US Unemployment



Source: FL Dept Economic Opportunities, 3/17/14

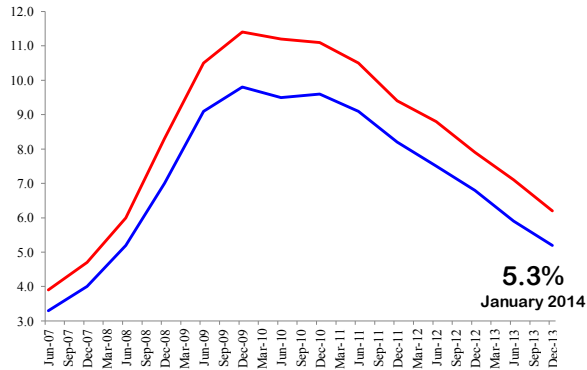
Job Creation

FL v Broward Unemployment

Net 12 Month Net
+ 24,100

Since Dec 2010
+ 91,200

1 in 6



Source: FL Dept Economic Opportunities, 3/17/14

Year Over Year Growth in Broward

7%	Financial Activity	(+3,800)
5.5%	Trade	(+6,100)
5%	Construction	(+1,800)
2.8%	Information	(+500)
2.3%	Leisure/Hospitality	(+2,000)
1%	Professional/Business	(+1,100)
1%	Education/Health Services	(+900)
3.5%	Local Government	(+3,000)

Source: FL Dept Economic Opportunity, Bureau of Labor Market Statistics

Couple More Worth Mentioning...

3% Transportation/Warehousing (+700)
0% Manufacturing (+0)



Freight Moves Florida.com



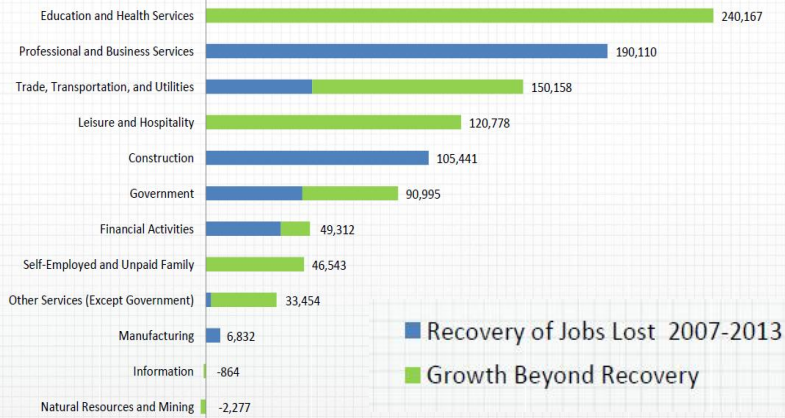
FloridaChamber.com/TL2

Growth Projections by Industry, 2013-2021



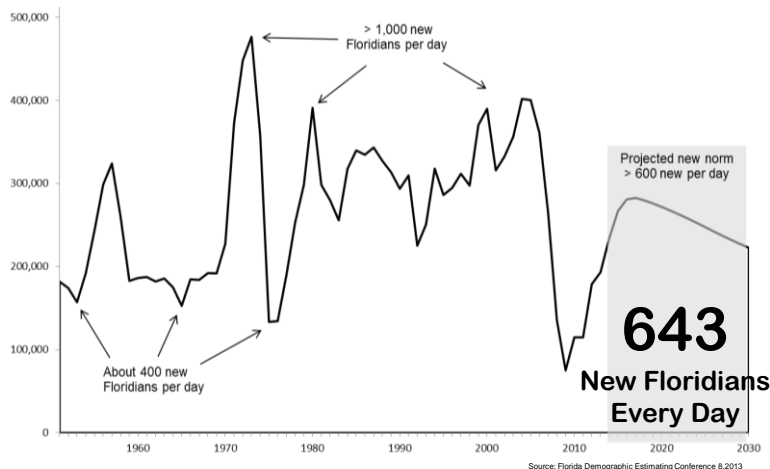
Source: Florida Department of Economic Opportunity, Bureau of Labor Market Statistics, Employment Projections Program, Forecast to 2021, released September 2013.

Projected Recovery & Growth to 2021

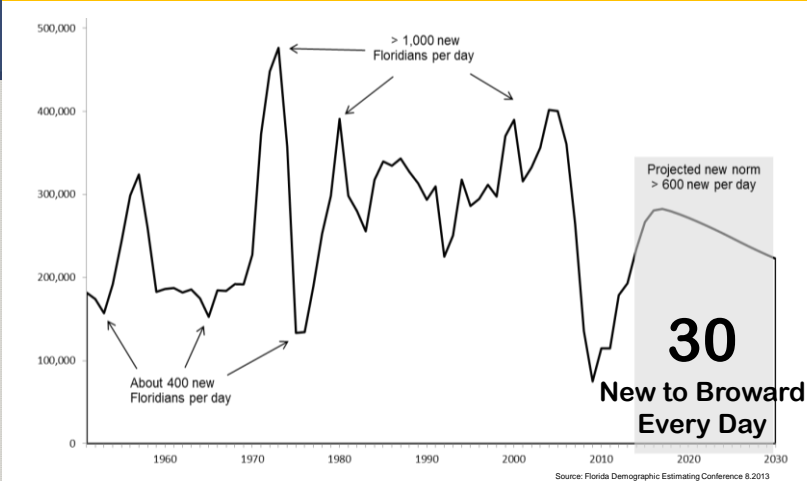


Source: Florida Department of Economic Opportunity, Bureau of Labor Market Statistics, Employment Projections Program, Forecast to 2021, released September 2013.

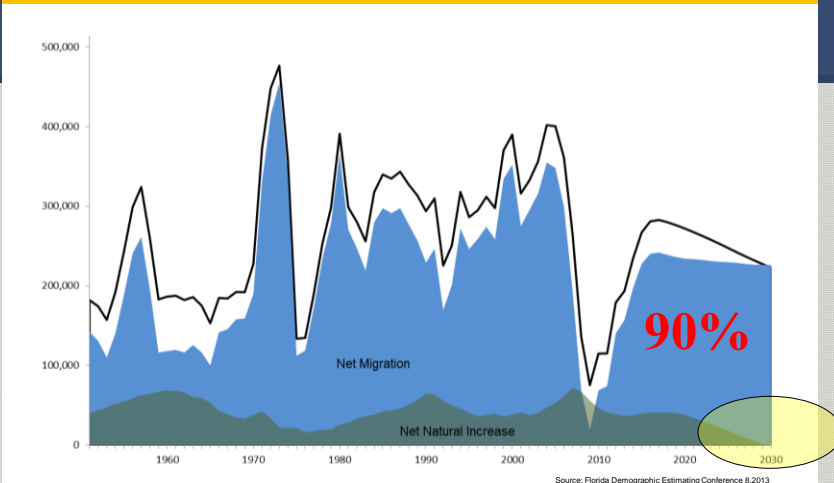
Annual Net Change in Population



Broward County Portion Population Changes



Components of Change



94 Million Friends...And Growing



Where Does Florida's Education Rank?



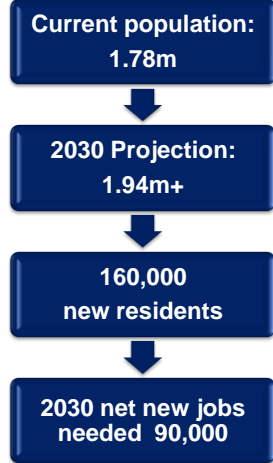
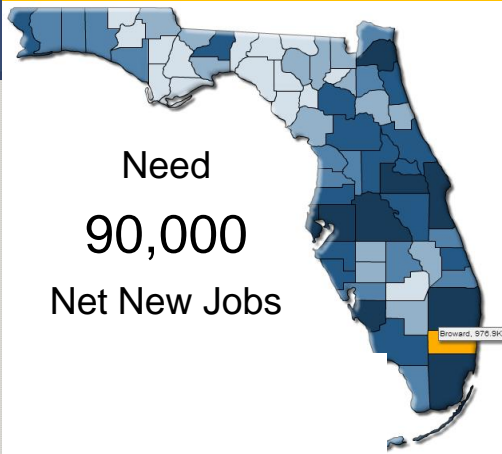
Tops in:

- Teacher Quality
- Advanced Placement
- Fourth Grade Reading
- Closing Achievement Gap
- Hispanic Graduation

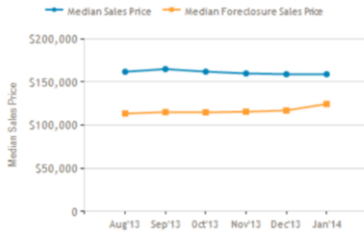
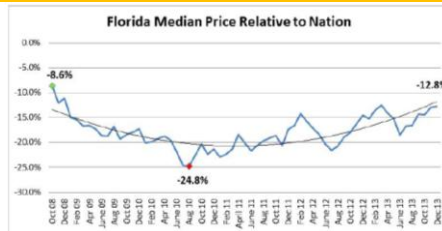


FloridaChamber.com/Champions

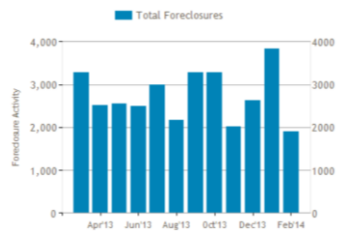
Broward County FutureCast



Housing Recovering But...

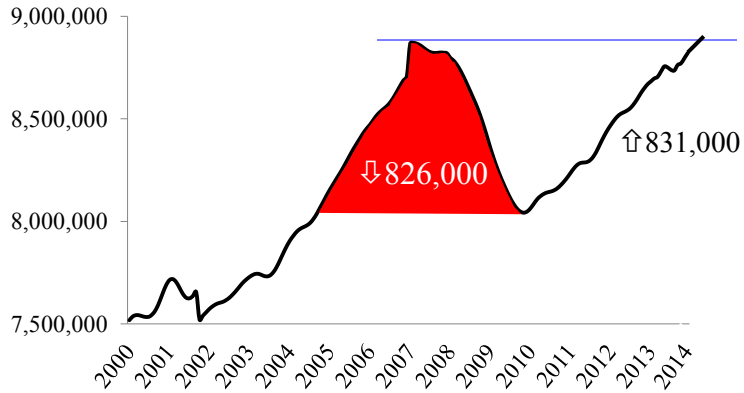


**B
R
O
W
A
R
D**

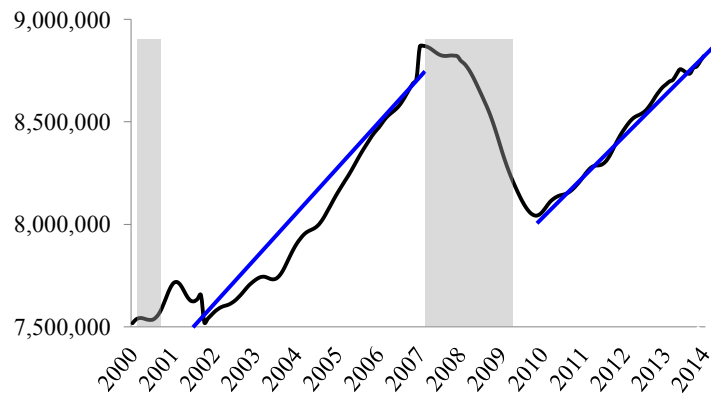


Source: FL Economic & Demographic Research, 2/13/14; RealtyTrac

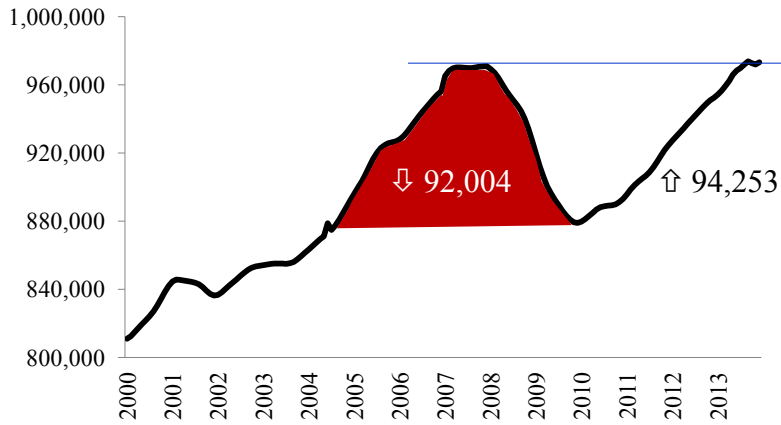
Florida Employment



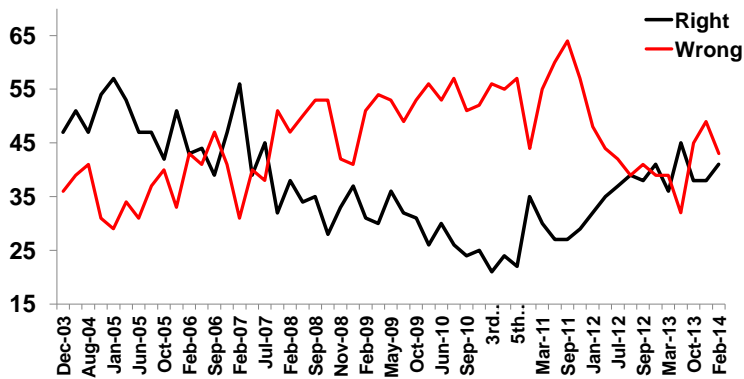
Florida Employment



Broward Employment



Florida Right Track/Wrong Direction



Securing the Future of Florida, TOGETHER!

